

# FLEXTRACE® SR

Long line heating cables

## Applications

• FLEXTRACE® SR long line heating cables are designed to ensure constant temperatures or frost protection for pipelines, metal / non-metal ducts or circuit lengths that exceed the ratings of constant wattage heating cables.

## General Characteristics

### • Thermal:

Constant operating temperature (unpowered): -60°C to +200°C  
Minimum installation temperature: -30°C

### • Electrical:

Maximum power supply voltage: 600 V AC

Caution: a ground fault protection device must be used with this heating device.

### • Chemical:


Excellent resistance to chemical agents

### • Fire resistance:

Flame retardant as per standard IEC 60332-1

## Accessories

• To ensure a seamless installation of FLEXTRACE® SR long line heating cables, OMERIN USA Inc. offers a full range of connection kits: FLEKKIT® SR POWER, FLEKKIT® SR JUNCTION, FLEKKIT® SR END. Contact us for more information.



- 1 • Nickel-plated copper conductors
- 2 • Fluoropolymer insulation
- 3 • Fluoropolymer inner sheath
- 4 • Nickel-plated copper braid
- 5 • Fluoropolymer outer sheath

## Options (contact us)

- Use in hazardous zones
- Use at constant operating temperature of +250°C

## Certifications / Approvals



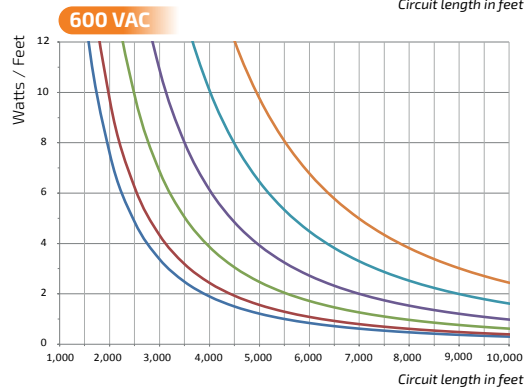
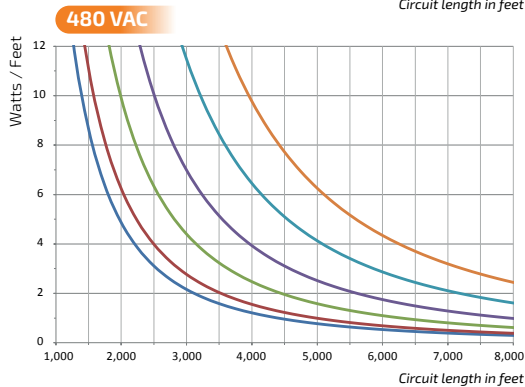
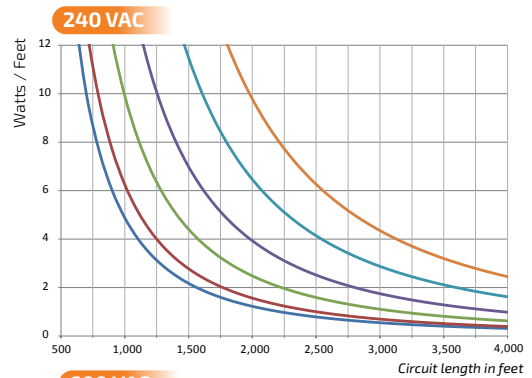
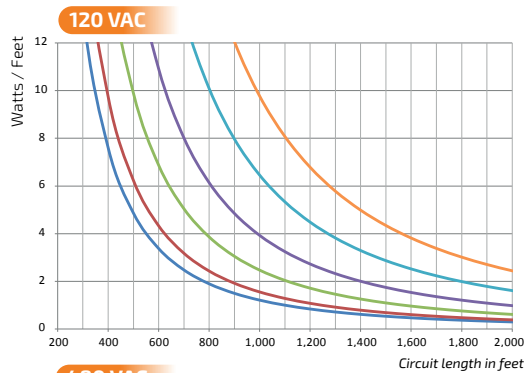
Master Contract N°177410  
Certificate N°70181482

FLEXTRACE® SR		AWG	LINEAR MASS lbs/1,000ft	MAX. LINEAR RESISTANCE PER CONDUCTOR AT 68°F (20°C) Ω/ft	NOMINAL EXTERNAL DIMENSIONS in	BEND RADIUS in
FQS4002007	SR1	18	41.17	0.00591	0.204	1.225
FQS4002008	SR1	16	44.65	0.00461	0.210	1.269
FQS4002009	SR1	14	54.63	0.00291	0.226	1.355
FQS4002010	SR1	12	64.90	0.00183	0.246	1.466
FQS4002011	SR1	10	89.37	0.00112	0.277	1.663
FQS4002012	SR1	8	115.26	0.00074	0.302	1.812
FQS4003007	SR2	18	83.89	0.00591	0.265 x 0.370	1.560
FQS4003008	SR2	16	89.09	0.00461	0.272 x 0.386	1.608
FQS4003009	SR2	14	103.43	0.00291	0.291 x 0.420	1.702
FQS4003010	SR2	12	118.67	0.00183	0.305 x 0.452	1.797
FQS4003011	SR2	10	152.27	0.00106	0.336 x 0.514	1.986
FQS4003012	SR2	8	185.06	0.00074	0.363 x 0.566	2.151
FQS4001003	SR3	18	103.68	0.00591	0.259 x 0.469	1.560
FQS4001010	SR3	16	110.08	0.00461	0.266 x 0.494	1.608
FQS4001011	SR3	14	127.48	0.00291	0.281 x 0.535	1.702
FQS4001012	SR3	12	146.21	0.00183	0.300 x 0.594	1.797
FQS4001013	SR3	10	186.20	0.00106	0.332 x 0.688	1.986
FQS4001014	SR3	8	223.84	0.00074	0.357 x 0.763	2.151

# Power curves per feet depending on circuit length and rated voltage at terminals

The graphs below are calculated for a rated voltage and a temperature of 20°C. They enable selection of the appropriate cable to deliver the desired rated output. This information is provided for reference only; other important variables such as the constant temperature required can influence the actual data. Other configurations and voltages are also possible on request.

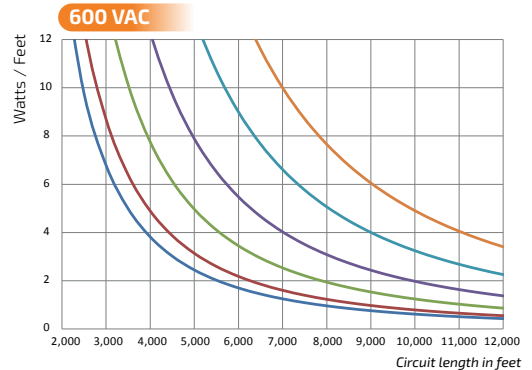
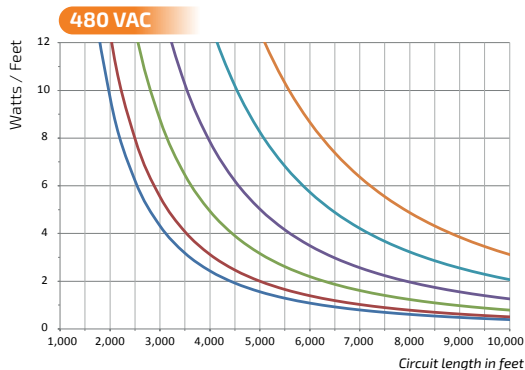
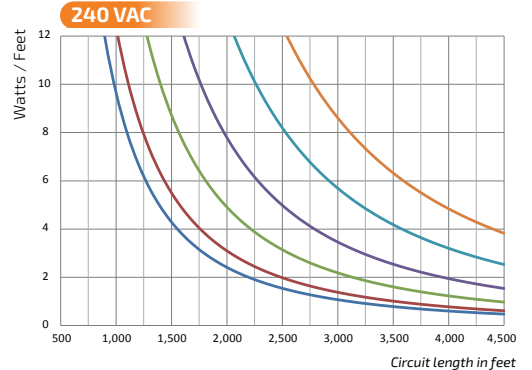
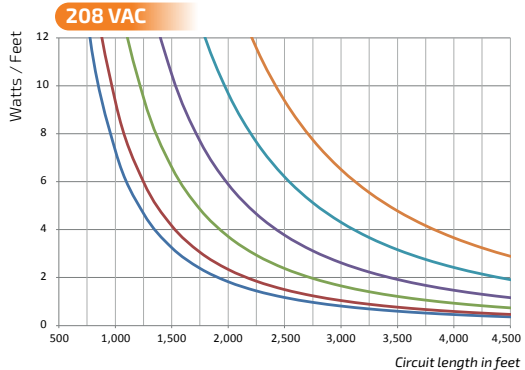
## For series cables SR2 / 2 conductors (connected at end of circuit)



### Legend :

- 18AWG
- 16AWG
- 14AWG
- 12AWG
- 10AWG
- 8AWG

## For series cables SR3 / 3 conductors (star coupling at end of circuit)



**For further information, please do not hesitate to contact us**

OMERIN USA, Inc. QS Technologies division  
 95 Research Parkway - Meriden, Connecticut 06450  
 Phone: +1 203-237-2297  
 qstech@omerin.com



[www.omerin-usa.com](http://www.omerin-usa.com)